

SETUP SHEET

DATE 19.08.2001

TRACK Kouvola (asphalt)

NAME kentech

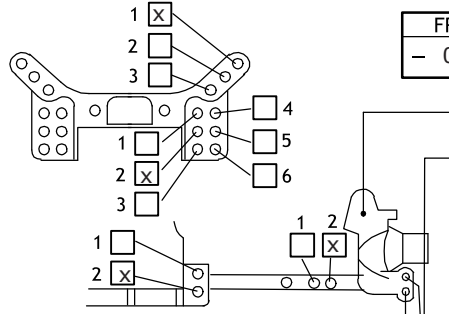
FRONT

LENGTH	62.6mm
OUTER SPACER	
PISTON	AE #3
INNER SPACER	
SPRING	Yellow
OIL	Trinity 60wt

SHOCK END	
<input checked="" type="checkbox"/> LONG	<input type="checkbox"/> SHORT

SHOCK	
<input type="checkbox"/> PLASTIC	<input checked="" type="checkbox"/> ALUM

FRONT ROLL BAR	
<input checked="" type="checkbox"/> YES	1mm



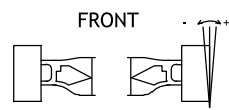
FRONT CAMBER	
- 0.5	+

CASTER BLOCK	
STANDARD 5 DEG	<input checked="" type="checkbox"/>
TEAM SUZUKI 3 DEG	<input type="checkbox"/>
TEAM SUZUKI 5 DEG	<input type="checkbox"/>
TEAM SUZUKI 7 DEG	<input type="checkbox"/>

TIRE	138G
------	------

INNER FOAM	037F
------------	------

TOE	
- 0	+



RIDE HEIGHT	
5.0	mm

PART DESCRIPTION	STANDARD	GRAPHITE
BULKHEAD	<input checked="" type="checkbox"/>	<input type="checkbox"/>
SHOCK TOWER	<input checked="" type="checkbox"/>	<input type="checkbox"/>
LOWER ARMS	<input type="checkbox"/>	<input checked="" type="checkbox"/>
CASTER BLOCKS	<input checked="" type="checkbox"/>	<input type="checkbox"/>
STEERING BLOCKS	<input checked="" type="checkbox"/>	<input type="checkbox"/>

REAR

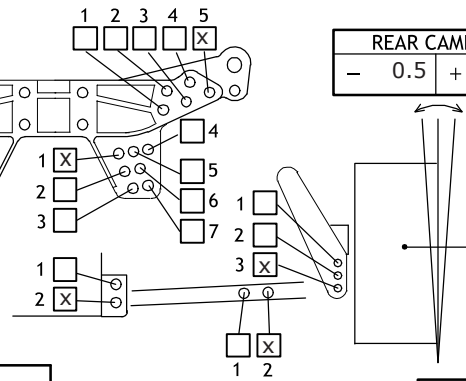
LENGTH	60.0mm
OUTER SPACER	
PISTON	AE #3
INNER SPACER	
SPRING	Yellow
OIL	Trinity 50wt

SHOCK END	
<input type="checkbox"/> LONG	<input checked="" type="checkbox"/> SHORT

SHOCK	
<input type="checkbox"/> PLASTIC	<input checked="" type="checkbox"/> ALUM

REAR ROLL BAR	
<input checked="" type="checkbox"/> YES	Black

TOE-IN BLOCKS		
0	0	2



REAR CAMBER	
- 0.5	+

PART DESCRIPTION	STANDARD	GRAPHITE
BULKHEAD	<input checked="" type="checkbox"/>	<input type="checkbox"/>
SHOCK TOWER	<input checked="" type="checkbox"/>	<input type="checkbox"/>
LOWER ARMS	<input type="checkbox"/>	<input checked="" type="checkbox"/>

TIRE	138G
------	------

INNER FOAM	037F
------------	------

RIDE HEIGHT	
6.0	mm

CHASSIS	
<input type="checkbox"/> STANDARD CHASSIS (TC)	
<input checked="" type="checkbox"/> GRAPHITE SLOTTED CHASSIS (TC PRO)	
<input type="checkbox"/> STANDARD SLOTTED CHASSIS (TC R)	

BODY	
Protoform Alfa 156	

CENTER BRACE	
<input checked="" type="checkbox"/> STANDARD	<input type="checkbox"/> GRAPHITE
<input checked="" type="checkbox"/> SINGLE PIECE UPPER DECK	

WING	
standard	

MOTOR	
TURN	WIND
9	1

FRONT DRIVE	
<input type="checkbox"/> DIFF	<input checked="" type="checkbox"/> ONE-WAY

GEAR RATIO	
PINION	SPUR
23 T	78 T

CENTER DRIVE	
<input type="checkbox"/> DIRECT	<input checked="" type="checkbox"/> ONE-WAY

BATTERIES	
LRP Panasonic 3000	

SPEED CONTROL	
---------------	--

TRACTION ADDITIVE	
-------------------	--

COMMENTS:

- Motor: LRP Fusion
- milled upper deck for more flex
- open high speed track, medium grip and quite smooth
- 5 min race
- qualified 9th
- best lap 20.28
- best result 15/5.16
- c. 15 deg C