

SETUP SHEET

DATE _____

TRACK _____

NAME _____

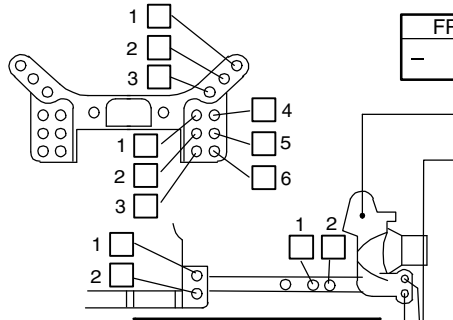
FRONT

LENGTH
OUTER SPACER
PISTON
INNER SPACER
SPRING
OIL

SHOCK END	
LONG	SHORT

SHOCK	
PLASTIC	ALUM

FRONT ROLL BAR		
ZS-412F		
ZS-412RW		
ZS-412FSP		

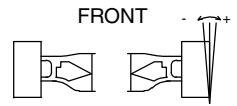


FRONT CAMBER	
-	+

CASTER BLOCK	
STANDARD 5 DEG	
TEAM SUZUKI 3 DEG	
TEAM SUZUKI 5 DEG	
TEAM SUZUKI 7 DEG	

TIRE	INNER FOAM

TOE	
-	+



RIDE HEIGHT	
mm	

PART DESCRIPTION	STANDARD	GRAPHITE
BULKHEAD		
SHOCK TOWER		
LOWER ARMS		
CASTER BLOCKS		
STEERING BLOCKS		

REAR

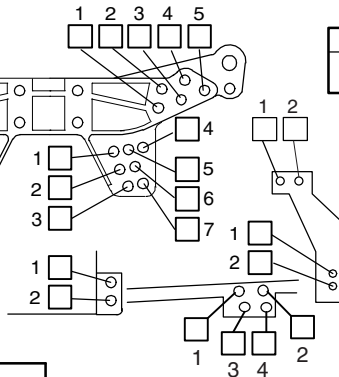
LENGTH
OUTER SPACER
PISTON
INNER SPACER
SPRING
OIL

SHOCK END	
LONG	SHORT

SHOCK	
PLASTIC	ALUM

REAR ROLL BAR	
YES	

TOE-IN BLOCKS		
0	1	2



REAR CAMBER	
-	+

PART DESCRIPTION	STANDARD	GRAPHITE
BULKHEAD		
SHOCK TOWER		
LOWER ARMS	ZS-008	
	ZS-008RW	

TIRE	INNER FOAM

WHEELBASE	
front	mm
rear	mm

RIDE HEIGHT	
mm	

CHASSIS	
GRAPHITE SLOTTED CHASSIS (TC SPECIAL)	
GRAPHITE SLOTTED CHASSIS (TC PRO)	
STANDARD SLOTTED CHASSIS	

BODY	

SINGLE PIECE UPPER DECK	
STANDARD	GRAPHITE
MILLED FOR FLEX	

COMMENTS:

WING	

MOTOR	
TURN	WIND

FRONT DRIVE	
DIFF	ONE-WAY

GEAR RATIO	
PINION	SPUR
T	T

CENTER DRIVE	
DIRECT	ONE-WAY

BATTERIES	

SPEED CONTROL	

TRACTION ADDITIVE	